



Model Float High · Design by Jens Juul Eilersen

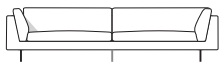
Arm height: 59 cm · Arm width: 8 - 14 cm · Total depth (frame): 100 cm · Seat height: 42 cm · Total height (frame): 59 cm



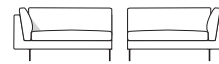
Sofa freestanding
260 x 100 cm
with 2 arm cushions



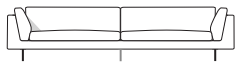
Closing section
120 x 100 cm
with arm cushions



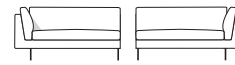
Sofa freestanding
280 x 100 cm
with 2 arm cushions



Closing section
130 x 100 cm
with arm cushions



Sofa freestanding
300 x 100 cm
with 2 arm cushions



Closing section
140 x 100 cm
with arm cushions



Corner section
108 x 108 cm



Closing section
160 x 100 cm
with arm cushions



Centre section
90 x 100 cm



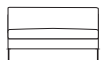
Closing section
180 x 100 cm
with arm cushions



Centre section
100 x 100 cm




Closing section
200 x 100 cm
with arm cushions



Centre section
120 x 100 cm



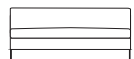
Closing section
220 x 100 cm
with arm cushions



Centre section
140 x 100 cm



Closing section
240 x 100 cm
with arm cushions



Centre section
160 x 100 cm



Closing section
260 x 100 cm
with arm cushions



Centre section
200 x 100 cm



Closing section
280 x 100 cm
with arm cushions



Footstool freestanding
or connection
60 x 100 cm



Closing section
300 x 100 cm
with arm cushions



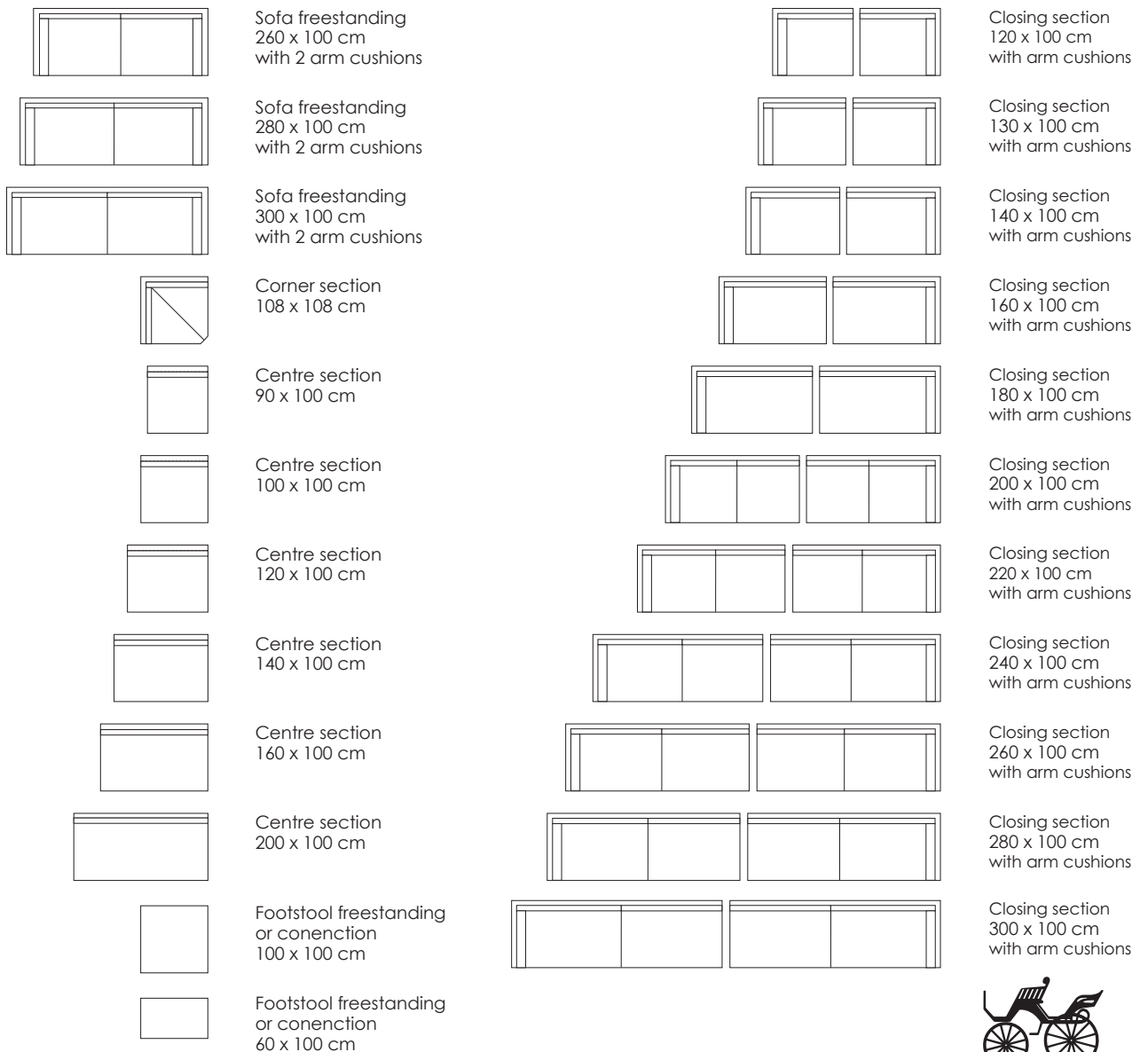
Footstool freestanding
or connection
100 x 100 cm

Scale 1:100
All overall dimensions correspond to frame sizes.
The drawings are not a detailed expression of how the final furniture appears.



Model Float High · Design by Jens Juul Eilersen

Arm height: 59 cm · Arm width: 8 - 14 cm · Total depth (frame): 100 cm · Seat height: 42 cm · Total height (frame): 59 cm



Scale 1:100
All overall dimensions correspond to frame sizes.
The drawings are not a detailed expression of how the final furniture appears.



Model Float High · Design by Jens Juul Eilersen

Arm height: 59 cm · Arm width: 8 - 14 cm · Total depth (frame): 100 cm · Seat height: 42 cm · Total height (frame): 59 cm



Sofa freestanding 220 x 100 cm
with 1 arm cushion left or right



Sofa freestanding 240 x 100 cm
with 1 arm cushion left or right



Sofa freestanding 260 x 100 cm
with 1 arm cushion left or right



Sofa freestanding 280 x 100 cm
with 1 arm cushion left or right



Sofa freestanding 300 x 100 cm
with 1 arm cushion left or right



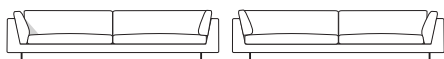
Sofa connectable 220 x 100 cm
with 1 arm cushion left or right



Sofa connectable 240 x 100 cm
with 1 arm cushion left or right



Sofa connectable 260 x 100 cm
with 1 arm cushion left or right



Sofa connectable 280 x 100 cm
with 1 arm cushion left or right




Sofa connectable 300 x 100 cm
with 1 arm cushion left or right

Scale 1:100
All overall dimensions correspond to frame sizes.
The drawings are not a detailed expression of how the final furniture appears.



Model Float High · Design by Jens Juul Eilersen

Arm height: 59 cm · Arm width: 8 - 14 cm · Total depth (frame): 100 cm · Seat height: 42 cm · Total height (frame): 59 cm



Sofa freestanding 220 x 100 cm
with 1 arm cushion left or right

Sofa freestanding 240 x 100 cm
with 1 arm cushion left or right

Sofa freestanding 260 x 100 cm
with 1 arm cushion left or right

Sofa freestanding 280 x 100 cm
with 1 arm cushion left or right

Sofa freestanding 300 x 100 cm
with 1 arm cushion left or right

Sofa connectable 220 x 100 cm
with 1 arm cushion left or right

Sofa connectable 240 x 100 cm
with 1 arm cushion left or right

Sofa connectable 260 x 100 cm
with 1 arm cushion left or right

Sofa connectable 280 x 100 cm
with 1 arm cushion left or right

Sofa connectable 300 x 100 cm
with 1 arm cushion left or right

Scale 1:100
All overall dimensions correspond to frame sizes.
The drawings are not a detailed expression of how the final furniture appears.



Model Float High · Design by Jens Juul Eilersen

Arm height: 59 cm · Arm width: 8 - 14 cm · Total depth (frame): 100 cm · Seat height: 42 cm · Total height (frame): 59 cm



Closing sections left
120 x 100 cm
for connection in the front



Closing sections right
120 x 100 cm
for connection in the front



Closing sections left
130 x 100 cm
for connection in the front



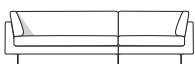
Closing sections right
130 x 100 cm
for connection in the front



Closing sections left
140 x 100 cm
for connection in the front



Closing sections right
140 x 100 cm
for connection in the front



Closing sections left
150 x 100 cm
for connection in the front



Closing sections right
150 x 100 cm
for connection in the front



Closing sections left
160 x 100 cm
for connection in the front



Closing sections right
160 x 100 cm
for connection in the front



Closing sections left
170 x 100 cm
for connection in the front




Closing sections right
170 x 100 cm
for connection in the front



Closing sections left
180 x 100 cm
for connection in the front



Closing sections right
180 x 100 cm
for connection in the front



Closing sections left
190 x 100 cm
for connection in the front



Closing sections right
190 x 100 cm
for connection in the front



Closing sections left
200 x 100 cm
for connection in the front



Closing sections right
200 x 100 cm
for connection in the front




Closing sections left
220 x 100 cm
for connection in the front




Closing sections right
220 x 100 cm
for connection in the front




Closing sections left
240 x 100 cm
for connection in the front



Closing sections right
240 x 100 cm
for connection in the front




Closing sections left
260 x 100 cm
for connection in the front



Closing sections right
260 x 100 cm
for connection in the front




Closing sections left
280 x 100 cm
for connection in the front



Closing sections right
280 x 100 cm
for connection in the front



Closing sections left
300 x 100 cm
for connection in the front



Closing sections right
300 x 100 cm
for connection in the front

Scale 1:100

All overall dimensions correspond to frame sizes.

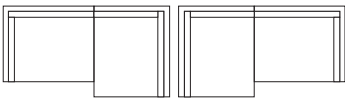
The drawings are not a detailed expression of how the final furniture appears.



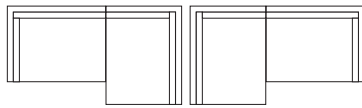
Model Float High · Design by Jens Juul Eilersen

Arm height: 59 cm · Arm width: 8 - 14 cm · Total depth (frame): 100 cm · Seat height: 42 cm · Total height (frame): 59 cm

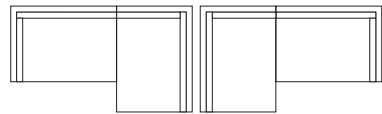
Closing sections Left / Right
120 x 100 cm
Connection in the front




Closing sections Left / Right
130 x 100 cm
Connection in the front



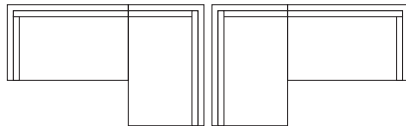
Closing sections Left / Right
140 x 100 cm
Connection in the front



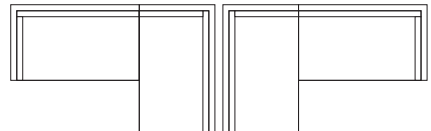
Closing sections Left / Right
150 x 100 cm
Connection in the front



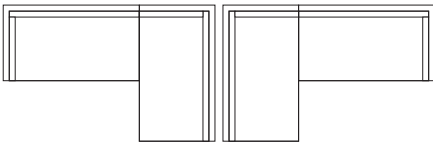
Closing sections Left / Right
160 x 100 cm
Connection in the front



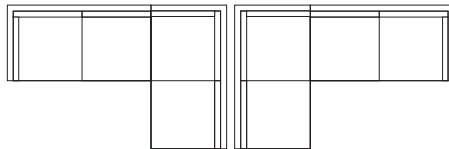
Closing sections Left / Right
170 x 100 cm
Connection in the front



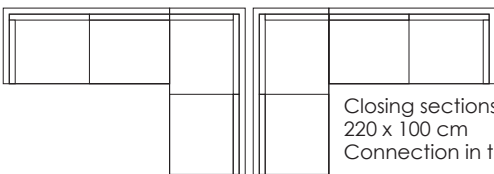

Closing sections Left / Right
180 x 100 cm
Connection in the front



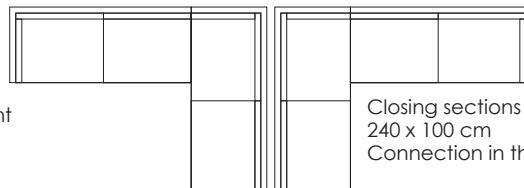
Closing sections Left / Right
190 x 100 cm
Connection in the front



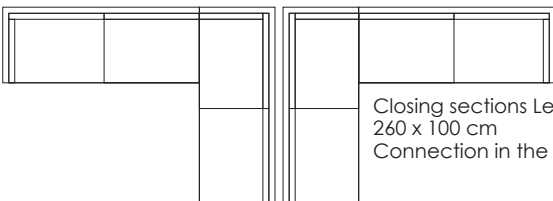
Closing sections Left / Right
200 x 100 cm
Connection in the front



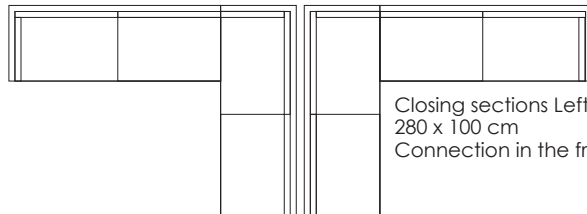
Closing sections Left / Right
220 x 100 cm
Connection in the front



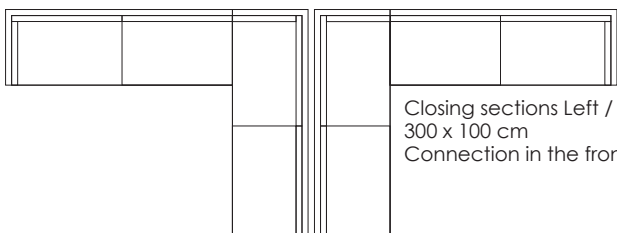
Closing sections Left / Right
240 x 100 cm
Connection in the front



Closing sections Left / Right
260 x 100 cm
Connection in the front



Closing sections Left / Right
280 x 100 cm
Connection in the front



Closing sections Left / Right
300 x 100 cm
Connection in the front

Scale 1:100

All overall dimensions correspond to frame sizes.

The drawings are not a detailed expression of how the final furniture appears.